

DUCT HUNTER™ TRACEABLE RODDERS

TRACE NON-CONDUCTIVE PIPE

indepth
UTILITY SOLUTIONS

281-969-8530



LESS DISRUPTION TO ROADS & LANDSCAPES

MINIMAL PAVEMENT BREAKAGE, EXCAVATION & RESTORATION


The Duct Hunter is a continuous fiberglass duct rodder with a copper wire embedded in the rod core.

Connecting a signal transmitter to the rod energizes the wire, allowing the user to trace the continuous path of the pipe with a receiver.

Works with any non-conductive pipe, such as PE, PVC, concrete, clay or tile.

One person can do the job with minimal or no excavation.

- Trace to depths up to 10'
- Trace sewer laterals to confirm no cross bore has occurred
- Trace ductile iron, plastic, tile or concrete pipe
- Attach sonde, roller guide or pulling eye to rod's end ferrule
- Works with any locator set
- Accessory kit included
- Sonde adapters available



Copper Wire Embedded In Fiberglass Rod
Core With Red Polymer Jacket

DUCT HUNTER™ TRACEABLE RODDERS

COMPARISON CHART CHOOSE THE BEST DUCT HUNTER™ FOR YOUR JOB



	1/8" Mini Duct Hunter	3/16" Rod Mini Duct Hunter	1/4" Rod Duct Hunter	5/16" Rod Duct Hunter	5/16" Rod Duct Hunter	7/16" Rod Duct Hunter
Applications	<ul style="list-style-type: none"> Trace Fiber Optic Micro-Duct Trace Sewer Laterals & Septic Lines; Fiberglass Will Not Rust 		<ul style="list-style-type: none"> Trace To Depths Up To 10' Trace Sewer Laterals To Confirm No Cross Bore Has Occurred Trace Ductile Iron, Plastic, Tile Or Concrete Pipe 			
Features	<ul style="list-style-type: none"> Ultra-portable Trace fiber-optic microducts 8mm ID and larger 	<ul style="list-style-type: none"> Ultra-portable Short straight runs in pipe to 4" diameter 	<ul style="list-style-type: none"> Tall handle & wide wheel base for easy transport Trace longer sewer laterals 	<ul style="list-style-type: none"> Stiffer rod with roller guide moves through corrugated and tile systems 	<ul style="list-style-type: none"> Large frame carries longer lengths All-terrain wheels available 	<ul style="list-style-type: none"> Stiffest rod for largest pipes & longest runs All-terrain wheels available
Lengths Available	100' - 300' (30.5 - 91.4m)		300' - 600' (91.4 - 183m)	300' - 400' (91.4 - 122m)	500' - 800' (152 - 244m) 1200' (366m)	300' - 1000' (91.4 - 305m)
Recommended Conduit	1/2" - 1" (15 - 25mm)	3/4" - 1-1/2" (20 - 40mm)	1" - 2" (25 - 50mm)	2" - 4" (50 - 100mm)		4" or larger (100mm)
Minimum Bend Radius	1.75" (4.5 cm)	2.5" (6.4 cm)	4" (10.2 cm)	6" (15 cm)		9" (23 cm)
Pull Strength	150 Lbs. (67.9 kg)	300 Lbs. 135.8 kg	400 Lbs. (181.0 kg)	500 Lbs. (226.2 kg)		1,000 Lbs. (452.5 kg)
Accessory Kit	Included 15-18-AK		Included 16-14-AK	Included 12-516-AK		Included 13-716-AK
Dimensions	22" x 17" x 7" (55.9 x 43.2 x 17.8 cm)		36.25" x 24.0" x 13" (92.1 x 61 x 33 cm)	34.0" x 26.5" x 15.5" (86.4 x 67.3 x 39.4 cm)	40.0" x 32.0" x 18.0" (106 x 81.3 x 45.7 cm)	48" x 44" x 21" (121.9 x 111.8 x 53.3 cm)
Weight	11.1 - 15.0 lbs. (5.0 - 6.8 kg)	11.6 - 15.5 lbs. (5.3 - 7.0 kg)	28.0 - 39.0 lbs. (12.7 - 17.7 kg)	46.7 - 51.7 lbs. (21.2 - 23.5 kg)	65.0 - 105.0 (29.5 - 47.6 kg)	97.0 - 167.0 lbs. (44.0 - 75.8 kg)
Male End Ferrule Thread	1/4" - 20			3/8" - 16		



DUCT HUNTER™ TRACEABLE RODDERS

DUCT HUNTER™ FEATURES

- Fiberglass rod with copper core and red polymer jacket
- Great bending strength
- All rodders include pulling eye or roller guide and repair kit
- All rodders (1/4" & larger) marked in 5' increments (*1m metric marked available*)

NEW EZ-REEL™

New Jameson pre-loaded replacement reel improves the speed and safety of swapping out damaged conduit rod.



MINI DUCT HUNTER™ 1/8"

SIZE	PART NO. *	REPLACEMENT REELS
100' x 1/8"	15-18-100	15-18-100RR
150' x 1/8"	15-18-150	15-18-150RR
200' x 1/8"	15-18-200	15-18-200RR
250' x 1/8"	15-18-250	15-18-250RR
300' x 1/8"	15-18-300	15-18-300RR



MINI DUCT HUNTER™ 3/16"

SIZE	PART NO. *	REPLACEMENT REELS
100' x 3/16"	15-316-100	15-100RR
150' x 3/16"	15-316-150	15-150RR
200' x 3/16"	15-316-200	15-200RR
250' x 3/16"	15-316-250	15-250RR
300' x 3/16"	15-316-300	15-300RR



DUCT HUNTER™ 1/4"

SIZE	PART NO. *	REPLACEMENT REELS
300' x 1/4"	16-14-300M	16-300RRM
400' x 1/4"	16-14-400M	16-400RRM
500' x 1/4"	16-14-500M	16-500RRM
600' x 1/4"	16-14-600M	16-600RRM



DUCT HUNTER™ 5/16"

SIZE	PART NO. *	REPLACEMENT REELS
300' x 5/16"	12-516-300M	12-300RRM
400' x 5/16"	12-516-400M	12-400RRM



DUCT HUNTER™ 5/16"

SIZE	PART NO. *	REPLACEMENT REELS
500' x 5/16"	12A-516-500M	12A-500RRM
600' x 5/16"	12A-516-600M	12A-600RRM
700' x 5/16"	12A-516-700M	12A-700RRM
800' x 5/16"	12A-516-800M	12A-800RRM
1200' x 5/16"	12A-516-1200M	12A-1200RRM

To order 5/16" Duct Hunter with all-terrain wheels, add AWK to part number. Example: 12A-516-700M-AWK



DUCT HUNTER™ 7/16"

SIZE	PART NO. *	REPLACEMENT REELS
400' x 7/16"	13-716-400M	13-400RRM
500' x 7/16"	13-716-500M	13-500RRM
600' x 7/16"	13-716-600M	13-600RRM
800' x 7/16"	13-716-800M	13-800RRM
1000' x 7/16"	13-716-1000M	13-1000RRM

To order 7/16" Duct Hunter with all-terrain wheels, add AWK to part number. Example: 13-716-400M-AWK

* ALL PRODUCT NUMBERS END IN "M" (MARKED IN 5' INCREMENTS).
TO ORDER METRIC MARKED, ADD AN ADDITIONAL "M" TO PART NUMBER
WHEN ORDERING. EXAMPLE: 16-14-300M WOULD BE 16-14-300MM

DUCT HUNTER™ ACCESSORIES



1/8" & 3/16" Mini Duct Hunter Accessory Kit



1/4" Duct Hunter Accessory Kit



5/16 & 7/16" Duct Hunter Accessory Kit



End Ferrule Splice Ferrule Swivel Eye Pulling Eye



Roller Guide Roller Guide With Spring Leader Ball-Nose Spring Leader



Flexible Leader With Ball



All Terrain Wheel

Accessories	Description	1/8" Mini Duct Hunter	3/16" Mini Duct Hunter	1/4" Duct Hunter	5/16" Duct Hunter	7/16" Duct Hunter
Accessory Kit	Canvas Pouch - Roller Guide, End Ferrule, Splice Ferrule, 2 Adhesive, 2 Emery Cloth, Heat Shrink Tubing & Rod Terminal				12-516-AK	13-716-AK
	Canvas Pouch - Ball-Nose Spring Leader, End Ferrule, Splice Ferrule, 2 Adhesive, 2 Emery Cloth, Heat Shrink Tubing & Rod Terminal			16-14-AK		
	Canvas Pouch - Flexible Leader W/Ball, End Ferrule, Splice Ferrule, Pulling Eye, Adhesive, Emery Cloth & Heat Shrink Tubing	15-18-AK	15-316-AK			
End Ferrule Repair Kit	End Ferrule, Adhesive, Emery Cloth & Rod Terminal (1/4" & Larger Rod Only)	15-18-146	15-146	16-146	12-146	13-146
Splice Repair Kit	Splice Ferrule, Adhesive, Emery Cloth, Heat Shrink Tubing & Rod Terminal (1/4" & Larger Rod Only)	15-18-140	15-140	16-140	12-140	13-140
Roller Guide	Guides rod through bends, sweeps, misalignments & wires; Increases contact with pipe on lead end of rod to improve overall signal strength				9-141	9-141
Roller Guide with Spring Leader	Heavy-duty spring & chain attached to swiveling roller guide helps guide rod over cables, rough surfaces & pipe joints				9-171	9-171
Ball-Nose Spring Leader	Heavy-duty spring & chain with ball nose helps rod move over rough surfaces & pipe joints, 1/4"-20 hole			16-169		
	Heavy-duty spring & chain with ball nose helps rod move over rough surfaces and pipe joints, 3/8"-16 hole (also fits Buddy rodders with 3/8" & 1/2" rods)				12-163	12-163
Flexible Leader With Ball	Flexible leader with steel cable and plastic ball helps rod navigate tight bends and pipe joints	15-163	15-163			
Swivel Eye	Attaches pull line to rod, swivels				9-139	9-139
Pulling Eye	Attaches pull line to rod, fixed	15-160	15-160	16-160		
All Terrain Wheels	Two wheels, spacers, lock collars, axle & hex wrench(fits 12A- and 13- models only)				11A-AWK	11-AWK

NEW

DUCT HUNTER™ REPLACEMENT REELS



indepth
UTILITY SOLUTIONS

PRE-LOADED REPLACEMENT ROD ON REEL

DUCT HUNTERS REELS

	REPLACEMENT REELS	SIZE (MARKED 5')
16-300RRM	Duct Hunter 1/4"	1/4" x 300'
16-400RRM	Duct Hunter 1/4"	1/4" x 400'
16-500RRM	Duct Hunter 1/4"	1/4" x 500'
16-600RRM	Duct Hunter 1/4"	1/4" x 600'
12-300RRM	Duct Hunter 5/16" (26" Dia. Reel)	5/16" x 300'
12-400RRM	Duct Hunter 5/16" (26" Dia. Reel)	5/16" x 400'
12A-500RRM	Duct Hunter 5/16" (32" Dia. Reel)	5/16" x 500'
12A-600RRM	Duct Hunter 5/16" (32" Dia. Reel)	5/16" x 600'
12A-700RRM	Duct Hunter 5/16" (32" Dia. Reel)	5/16" x 700'
12A-800RRM	Duct Hunter 5/16" (32" Dia. Reel)	5/16" x 800'
12A-1200RRM	Duct Hunter 5/16" (32" Dia. Reel)	5/16" x 1200'
13-400RRM	Duct Hunter 7/16"	7/16" x 400'
13-500RRM	Duct Hunter 7/16"	7/16" x 500'
13-600RRM	Duct Hunter 7/16"	7/16" x 600'
13-800RRM	Duct Hunter 7/16"	7/16" x 800'
13-1000RRM	Duct Hunter 7/16"	7/16" x 1000'

NEW EZ-REEL™

Jameson Duct Hunter™ Traceable Rodders are the most durable in the market, but we know job sites can be extremely tough.

Using our repair kits, customers are often able to splice rod and repair end-fittings to keep their rodders in service.

However, on occasion it may be necessary to replace the entire spool of rod due to more severe damage. Removal, disposal and rod replacement can be a difficult and time-consuming task. Responding to customer feedback, Jameson introduced EZ-REEL™ pre-loaded replacement reels which help improve speed and safety of replacing damaged rod material.



Duct Hunter Reel Replacement



Mini Duct Hunter Cartridge Replacement

MINI DUCT HUNTERS CARTRIDGES

PART NO.	REPLACEMENT CARTRIDGE	SIZE (MARKED 5')
15-18-100RR	Mini Duct Hunter 1/8"	1/8" x 100 ft.
15-18-150RR	Mini Duct Hunter 1/8"	1/8" x 150 ft.
15-18-200RR	Mini Duct Hunter 1/8"	1/8" x 200 ft.
15-18-250RR	Mini Duct Hunter 1/8"	1/8" x 250 ft.
15-18-300RR	Mini Duct Hunter 1/8"	1/8" x 300 ft.
15-100RR	Mini Duct Hunter 3/16"	3/16" x 100 ft.
15-150RR	Mini Duct Hunter 3/16"	3/16" x 150 ft.
15-200RR	Mini Duct Hunter 3/16"	3/16" x 200 ft.
15-250RR	Mini Duct Hunter 3/16"	3/16" x 250 ft.
15-300RR	Mini Duct Hunter 3/16"	3/16" x 300 ft.




SONDE AND ADAPTERS

A sonde is a battery-powered locating beacon used to pinpoint rod end. Its signal is detected by a receiver.

Using an adapter, the sonde is attached to the rod ferrule to locate in underground pipes or conduit.

Can be used with Duct Hunter™ Traceable Rodders or Buddy® Rodders.



Type	Part Number	Threads		Fits Sondes:	Fits Jameson Rodders:
		Side A	Side B		
Flexible Spring & Chain Adapters  Double Female Female & Male	6-169	5/16"-18 female	1/4"-20 male	- Jameson 14-169 - Sondes with 1/4"-20 hole (Subsite)	Easy Buddy 1/4"
	6-169-M10	5/16"-18 female	M10 female	Sondes with M10 stud (Vivax-MetroTech)	
	9-169	3/8"-16 female	1/4"-20 male	- Jameson 14-169 - Sondes with 1/4"-20 hole (Subsite)	All Good Buddies 3/8"
	9-169-M10	3/8"-16 female	M10 female	Sondes with M10 stud (Vivax-MetroTech)	Big & Mega Buddy 1/2"
	9-172	3/8"-16 female	3/8"-16 female	Sondes with 3/8-16 stud	Duct Hunters 5/16 & 7/16"
	16-168	1/4"-20 female	1/4"-20 male	- Jameson 14-169 - Sondes with 1/4"-20 hole (Subsite)	Mini-Duct Hunters 1/8" & 3/16" Duct Hunter 1/4" Live Tracer 1/4"
Solid Adapters  Double Female Female & Male	10-170	#12-24 female	1/4"-20 male	Jameson 14-169 - Sondes with 1/4"-20 hole (Subsite)	Little Buddy 3/16"
	6-170	5/16"-18 female	1/4"-20 male	- Jameson 14-169 - Sondes with 1/4"-20 hole (Subsite)	Easy Buddy 1/4"
	9-170	3/8"-16 female	1/4"-20 male	-Jameson 14-169 - Sondes with 1/4"-20 hole (Subsite)	All Good Buddies 3/8" Big & Mega Buddy 1/2"
	12-170	3/8"-16 female	M10 female	Sondes with M10 stud (Vivax-MetroTech)	Duct Hunters 5/16" & 7/16"
	15-165	1/4"-20 female	M5 male	Sondes with M5 hole (Radiodetection S6 micro-Sonde)	Mini-Duct Hunters 1/8" & 3/16" Duct Hunter 1/4"
	15-166	1/4"-20 female	M6 male	Sondes with M6 hole (Radiodetection S9 micro-Sonde)	Live Tracer 1/4"
Sonde 	14-169	1/4"-20 female		Sonde, operates at 512 HZ, "N" cell battery included, 4-6 hours continuous use. Trace depths up to 12' (plastic pipe) or 6' (cast iron pipe). 0.12 Lbs, 2.25" X .75" dia.	Mini-Duct Hunters 1/8" & 3/16" Duct Hunter 1/4" Live Tracer 1/4"
	12-165			Kit: Sonde 14-169 and adapter 9-169	All Good Buddies 3/8" Big & Mega Buddy 1/2" Duct Hunters 5/16" & 7/16"



BUDDY® CONDUIT RODDERS

Since 1980, Jameson's Buddy® System of rodders and fish tapes has evolved to become the most comprehensive in the industry.

The round, flexible rod slides easily over wires in occupied conduit, offering exceptional bending strength for maneuvering tight turns.

Whether installing short run electrical wire or running long distance copper or fiber optic cable, Jameson has a Buddy® to handle the job for you.

LIVE TRACER® TRACEABLE RODDERS

Jameson offers a line of traceable rodders developed to trace gas and water pipes with no blow by up to 125 PSI.

Incorporating a stuffing box and electrofusion tees, the entire buried pipe can be traced and marked continuously from above ground by one man without digging.



Contact Indepth Customer Service Or Visit Our Website
To Learn More About These Products

281-969-8530

WWW.INDEPTHUS.COM

JAMESON[®]

indepth
UTILITY SOLUTIONS



Your Local Distributor:
Indepth Utility Solutions LLC

4100 Greenbriar Dr., Suite 240

Stafford, TX 77477

281-969-8530

www.indepthUS.com

info@indepthUS.com