




# Installing the Tablet Mount Adapter

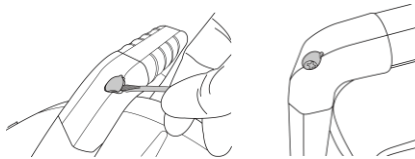


- |    |  |
|----|--|
| 1. | Tripod mount screw (1/4-20 UNF Thread) |
| 2. | Handle mount screw                     |
| 3. | Handle mount screw slotted head        |
| 4. | Alignment pin                          |
| 5. | O-Ring slot and O-ring                 |

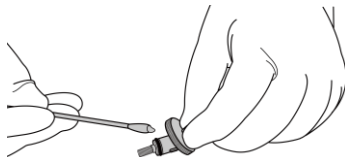


The vCamDrain tablet mount is installed on the open end of the reel where the pushrod is deployed.

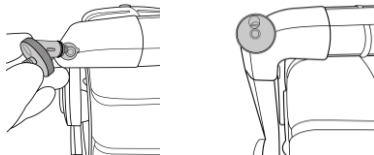
1. Use a flat-blade screwdriver for access to the Philips head screw. Remove this screw.



2. Prepare the adapter by adding a small dab of grease to the O-ring.



3. Align the adapter's alignment pin with the slot in the handle and press the adapter in place.



4. Use a slotted screwdriver to tighten the adapter in place.



**indepth**<sup>™</sup>  
UTILITY SOLUTIONS

4310 FM 2218 Rd  
Richmond, TX 77469

Corp: (281) 969-8530

info@indepthUS.com

[www.indepthUS.com](http://www.indepthUS.com)

